

The Family Trail

This Family Trail is an activity for kids and adults to use together whilst exploring the gardens of Dulwich Picture Gallery.

The Family Trail is inspired by the Gallery's *Unearthed: Photographys Roots* exhibition which shares the history of photography, from the 1840s to today, through scientific and artistic images of plants!


Throughout the gardens you'll find colourful planters filled with plants, flowers and herbs. The planters have been built by recycling wood, from The Colour Palace, the Gallery's 2019 Pavilion. The planters and plants are themed around the senses. The Family Trail will help you, as a family, explore what you can see, hear, touch, smell and taste. Use the activities to explore your senses, take your time, look for different colours, shapes, smell and textures whilst you film, draw and explore.

This work is generously supported by the People's Postcode Lottery and The Postcode Local Trust.

DULWICH
PICTURE
GALLERY



1.  Mobile phone  Sight




In *Unearthed*, artist Ori Gersht made art using technology to make art look both classic and modern.

Activity: Find a plant that you like and get your mobile phone ready to record video. As you record, move your phone around to find interesting angles around your plant. Think about moving slowly, quickly, zooming in, zooming out, moving left or moving right and pausing the recording as you change movements and angles.

Share your finished film with your family!

3.  Mobile phone  Sound



Activity: Please sanitize your hands! Tap the stems, stalks and leaves of plants with your finger (or a pencil). Close your eyes and listen to the sounds. Decide which plant has the best sounds and record the sounds on your phone, move your phone around to capture all the interesting sounds. Share your recording with your family - which part of your plant is the loudest? Which is the quietest? What was your favourite sound?

5.  Pencil  Taste

In the exhibition, some artists have used vegetables and herbs that you might cook with at home!



Activity: Explore the planters and look for herbs and vegetables that you might have at home. Have you tasted any of these before? Draw your herbs in the box and write the words to describe the tastes around your picture!

2.  Pencil  Sight


In *Unearthed*, images from the Sarah Wheeler Gallery reveal close ups of plants which look like patterns: dots, circles and lines, but part of a plant!



Activity: Get close up to a plant that you like. Pick interesting details on your plant and draw! You might only draw the dots on a stem, the lines on a leaf or a close up of a petal. Share where to find these details on your plant with your family!

4.  Colouring pencil  Smell

In *Unearthed*, Joy Gregory's cameraless photos show a 'halo' around plants that can't be seen normally.



Activity: Walk around the planters, smelling the flowers and herbs. Which has the strongest smell? Which smell did you like the best? Which smell you liked the least? Imagine the smells have colours, what colours would they be? Draw your flowers or herbs in the box with colours for their smells!

6.  Touch

Ikebana is the Japanese art of 'flower arranging'. Plant stems, flowers and leaves from different plants are used. In the examples below there are different textures.



Photo by Annie Dalbéra, via Wikimedia Commons



Photo by Annie Dalbéra, via Wikimedia Commons.

Activity: Please sanitize your hands! Create your own imaginary plant using things from the ground. You can use twigs, flowers, mud and stones. What different textures can you find? Remember to choose a name for your plant!