

SOULSCAPES

Welcome to Soulscapes at Dulwich Picture Gallery


Colour in the words with different patterns to make them unique to you.

Room One

Go into the first room of the exhibition.

Look at Marcia Michaels piece, 'Ancestral Home.'

Marcia has created this artwork by using lots of different images of landscapes to make it look a bit like a kaleidoscope.



In the box, create your own imaginary landscape.


Room Two

In this room, lots of the artists use their bodies and how they feel to create their art.

Look at Everton Wright's work.

Imagine the floor in this room is made of sand.

Can you create your own patterns by walking round the room?




Draw the pattern you made with your feet here.

Now go into the Mausoleum

How does Phoebe Boswell's installation make you feel?

Write the words of how you feel here.




What colours do these feelings have?

Room Three

Find the artwork in this space which is made of thread and fabric.

This is Kimathi Mafaro's journey of self-discovery.


How many different plants and flowers can you find?



Can you draw your favourite ones in the circles?

Now find the paintings by Che Lovelace.

Can you see that each painting is made up of different panels?
In the 4 panels can you draw different parts of your favourite landscape?



Room Four

Find your favourite artwork in the room.


Imagine what sound it makes.

Tell your group and see if they think it makes the same sound for them.

Look at Christina Kimeze's paintings.

Do you think she paints with fast or slow brushstrokes.

Choose a bit of Christina's painting, try and recreate it here in;



30 seconds



2 minutes



Which one do you prefer?

It is now time to go into the landscape of the Gallery gardens.

As you leave the gallery please replace the pencils you used and pick up a Chubbie crayon from the admissions desk.

This is going to be your art making tool!

Find the ring of tree stumps in the garden.

Touch them with your hands- what kinds of textures can you feel?

Use this Page to create rubbings with your Chubbie crayon.

Put the paper onto the tree stump and rub the crayon on top of the paper.

Put the paper onto the tree stump and rub the crayon on top of the paper.

Move the paper to find new and different textures.

The Collection

Can you find any landscape paintings in here?

Find your favourite. What is it called?


When was it painted?

Is it different or similar to the artwork in Soulscapes?

What sounds do you think you would hear if you jumped into the painting?

Now do the same but on a real tree.

Is the pattern you made the same or different?



Thank you for visiting Dulwich Picture Gallery.

Please give the Chubbie crayon back to the Gallery before you leave!

Why don't you tag what you created on our Instagram page?

Follow us at @dulwichgallery